


SIGHT GLASS

Type SF-1S, SF-1F

YOSHITAKE



SF-1S



SF-1F

Flap

Mica plate

FEATURES

1. Variation in flow rate can be checked easily with flap and scale plates.
2. Can be connected to horizontal/vertical piping.
3. Mica plate is required for steam condensate.

SPECIFICATIONS

Model		SF-1S	SF-1F
Application		Cold and hot water, Oil, Other non-dangerous fluids	
Maximum working pressure		1.0 MPa	
Max. temperature		150°C	
Max. thermal shock		100°C	
Material	Body	Ductile cast iron	
	Glass	Hardened glass	
	Flap	Stainless steel	
Connection		JIS Rc screwed	JIS 10K FF flanged

- Available with mica plate for steam condensate (SFM-1S-1F). However, maximum allowable working pressure is 0.6 MPa.
- Glass part is consumable supply.

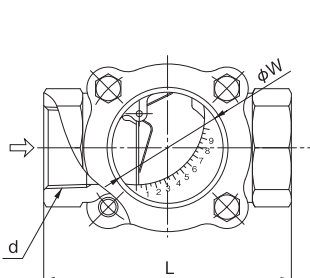
DIMENSIONS (MM) AND WEIGHTS (KG)

• SF-1S

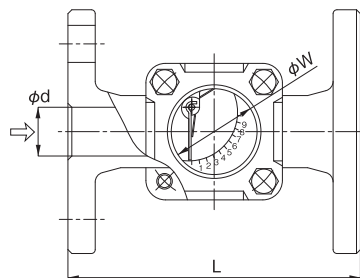
Nominal size	d	L	W	Weight
15A	Rc 1/2	80	35	0.7
20A	Rc 3/4	90	35	0.8
25A	Rc 1	115	44	1.4
32A	Rc1-1/4	127	57	2.5
40A	Rc 1-1/2	140	57	2.8
50A	Rc 2	162	73	5.4

• SF-1F

Nominal size	d	L	W	Weight
15A	15	130	35	2.2
20A	20	130	35	2.6
25A	25	150	44	4.1
32A	32	160	57	5.9
40A	40	170	57	6.2
50A	50	200	73	9.5



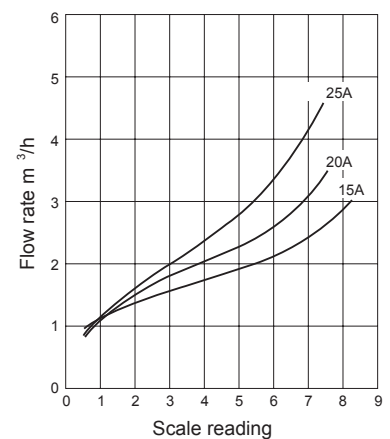
SF-1S



SF-1F

FLOW RATE CHARACTERISTICS CHART (FOR WATER, HORIZONTAL PIPING)

• 15A-25A



• 32A-50A

