



KLINGER KVN

Piston valves

DN 15 – 200 (1/2" – 8")





The original, tried and tested a million times over

PRODUCT ADVANTAGES

- » Excellent control characteristics
- » Low maintenance
- » Reliably tight in line and to atmosphere – leakage rate A
- » Suitable for steam condensate-alternating operation as well as temperature shock operations
- » Special sealing elements for highest actuation count
- » No erosion on sealing surface
- » Revisable without requiring removal from pipe system
- » Fire Safe
- » Automatable

SPECIAL DESIGNS

- » Oxygen version (oil, grease and silicone-free)
- » "TA Luft"
- » Control end position (mechanically and inductively)
- » Regulation design
- » ISO flange with actuator mounting
- » Heating jacket

PRODUCT DETAILS

PN	*16 / *40 / 63, Class 150/300
DN	*15-200 , 1/2"-8"
Material	*Grey cast iron , Nodular cast iron , *Cast steel , Stainless steel
Temperature	-10 °C to +400 °C
Design	*Flanges , Threaded connections , Butt and socket weld ends
Type	Piston valve

*Stock Items

GREATEST SAFETY

Reliably sealed

The sealing element of the KVN piston valve is formed by a stainless steel piston, which is enclosed by two valve rings. In this configuration, the upper valve ring ensures tightness to the atmosphere, while the lower ring reliably provides sealing in the bore. The large surface of the valve rings leads to optimal sealing. In order to allow for easy actuation in the event of high differential pressure, the pistons in the series KVN VIII, DN 65 to 200, are produced with a pressure-balanced design.

Upon closing of the valve, the piston pushes contaminants which may be present in the medium, away from the inner side of the valve ring. As a consequence, even contaminated media can be reliably sealed off, preventing damage to the sealing surface.



The high-quality KX-GT valve rings, which consist of graphite laminate with layers of stainless steel metal are ideally suited for temperature shock as well as steam condensate-alternating operation. Various thermal expansions caused by alternating thermal loads are fully compensated by the pre-sealed KX-GT valve rings.

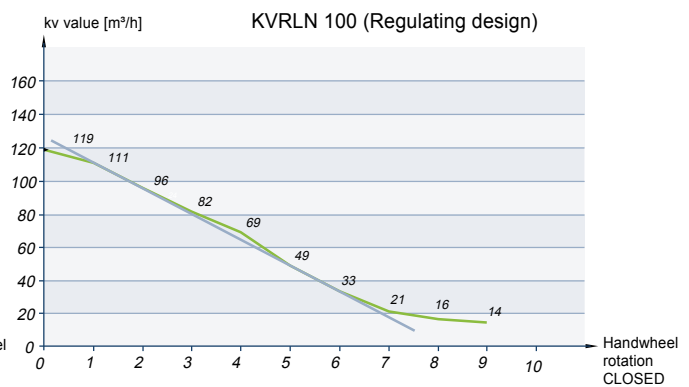
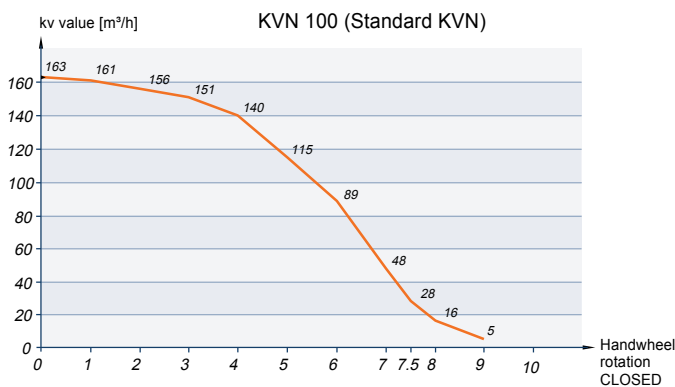


DIVERSITY

Regulating valve

KLINGER piston valves are ideal for control purposes. For nominal sizes of DN 15 to 50, a regulating piston is utilized. A lantern bush is used for nominal sizes between 65 and 200. The regulating piston and the lantern bush both feature a curved geometry, which results in a nearly linear flow line.

Thanks to the identical sealing system, the shut-off function is also guaranteed in the bore. Furthermore, this design makes it possible to convert the KVN into a regulating valve at any given time by simply exchanging the piston or the lantern.



CERTIFIED QUALITY

Manufacturer and product approvals

When it comes to its areas of utilization, the KLINGER KVN piston valve leaves no questions unanswered. This is confirmed by a wide range of tests and certifications, meaning plant operators can rely on absolute operational safety and a guaranteed tightness of seals.

» Fire-Safe

The Fire Safe test in accordance with the API standard and DIN EN ISO 10497 has been certified by Lloyd's Register and the TÜV Austria respectively.

» Valve for oxygen service

The BAM Berlin confirms the resistance to internal burnout under the influence of oxygen pressure surges. This refers to utilizing the KVN piston valve at up to 40 bar and operating temperatures of up to 60 °C.

» Valve on the basis of "TA Luft"

The requirements of the "TA Luft" regarding the permissible leakage rates at the spindle passage have been fulfilled.

» Emission testing

The ISO 15848 and VDI 2440 emission tests for KLINGER KVN piston valves at ≥ 250 °C have been certified by the TÜV Austria.





Flange design

GENERAL FEATURES

- » Straight-through piston valve
- » Sealing via two elastic KX-GT valve rings
- » Excellent control characteristics
- » Fire Safe
- » Special regulating design available (KVRKN)

CONNECTIONS

Flange in accordance with EN 1092-2 (Mat. code III, VI)
Flange in accordance with EN 1092-1 (Mat. code VIII, Xc)

DIMENSIONS

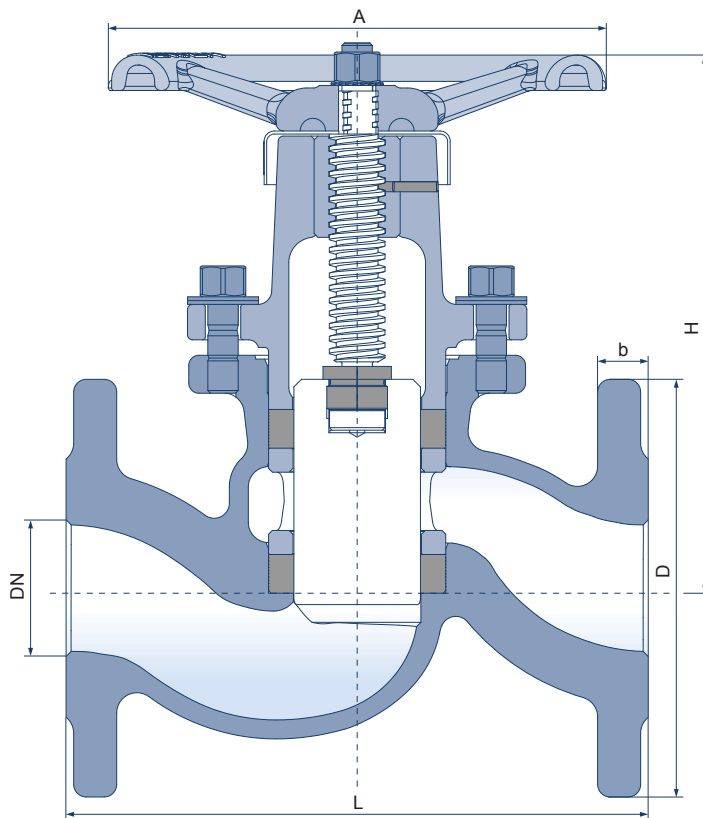
EN 558-1, GR. 1

ACCEPTANCE TESTING

- » Seat leak tightness: EN 12266-1 , leakage rate A
- » Tightness to atmosphere: EN 12266-1
- » Strength: EN 12266-1

TEMPERATURE

-10 °C to +400 °C (see P-T diagram)



**KVN FLANGE
DESIGN DN 15-50**

DN	Dimensions							PN			
	L	H	A	D	b PN 16	b PN 40	Hub	III	VI	VIII	Xc

15	130	105	100	95	14	16	23	16	40	40	40
20	150	122	120	105	16	18	28	16	40	40	40
25	160	140	140	115	16	18	34	16	40	40	40
32	180	157	160	140	18	18	38	16	40	40	40
40	200	184	180	150	18	18	45	16	40	40	40
50	230	211	200	165	20	20	51	16	40	40	40

MATERIAL

- » Grey cast iron EN-GJL-250 / 5.1301**
(Material code III)
- » Nodular cast iron JS 1049 / 5.3103
(Material code VI)*
- » Cast steel 1.0619**
(Material code VIII)
- » Stainless steel 1.4581

* refers to body, upper parts consist of VIII

**Stock Items

DN	Weight in kg	
	PN 16	PN 40

15	2.8	2.7
20	4.1	4.4
25	5.8	6
32	8.5	9
40	11.2	11.4
50	15.8	16.6





Flange design, pressure-balanced piston

GENERAL FEATURES

- » Piston valve with bore
- » Pressure-balanced design
- » Sealing via three elastic KX-GT valve rings
- » Excellent control characteristics
- » Fire Safe
- » Special regulating design available (KVRLN)

CONNECTIONS

Flange in accordance with EN 1092-2 (Mat. code III, VI)

Flange in accordance with EN 1092-1 (Mat. code VIII)

DIMENSIONS

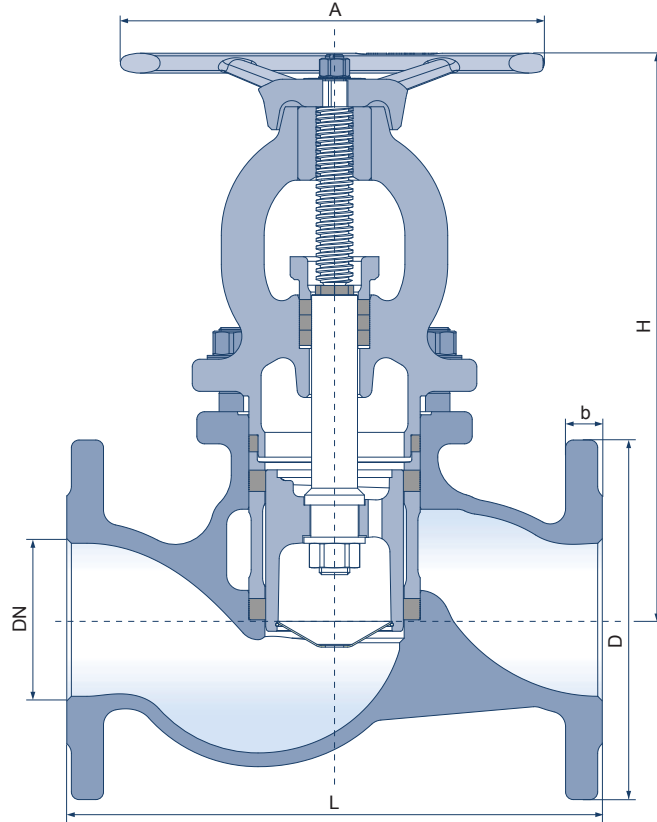
EN 558-1, GR. 1

ACCEPTANCE TESTING

- » Seat leak tightness: EN 12266-1 , leakage rate A
- » Tightness to atmosphere: EN 12266-1
- » Strength: EN 12266-1

TEMPERATURE

-10 °C to +400 °C (see P-T diagram)



**KVN FLANGE
DESIGN DN 65-200**

DN	Dimensions			PN 16			PN 40			PN			Weight in kg	
	L	H	A	D	b	Hub	D	b	Hub	III/VIII	VI/VIII	VIII	PN 16	PN 40

65	290	306	250	185	20	47	185	22	47	16	16	40	25	26
80	310	324	250	200	22	57	200	24	57	16	16	40	32	33
100	350	370	280	220	24	63	235	24	63	16	16	40	45.5	46
125	400	441	400	250	26	83	270	26	83	16	16	40	68	72.5
150	480	467	400	285	26	93	300	28	93	16	16	40	95	104.5
200	600	560	400	340	30	116	375	34	116	16	16	40	162	178

MATERIAL

- » Grey cast iron EN-GJL-250 / 5.1301**
(Material code III)*
- » Nodular cast iron JS 1025 / 5.3103
(Material code VI)*
- » Cast steel 1.0619**
(Material code VIII)

* refers to body, upper parts consist of VIII

**Stock Items





ANSI design, Class 150/300

GENERAL FEATURES

- » Piston valve with bore
- » Sealing via two elastic KX-GT valve rings
- » Excellent control characteristics
- » Fire Safe
- » Special regulating design available (KVRKN)

CONNECTIONS

Flange in accordance with ANSI B 16.5 – Class 150 RF and Class 300 RF respectively

DIMENSIONS

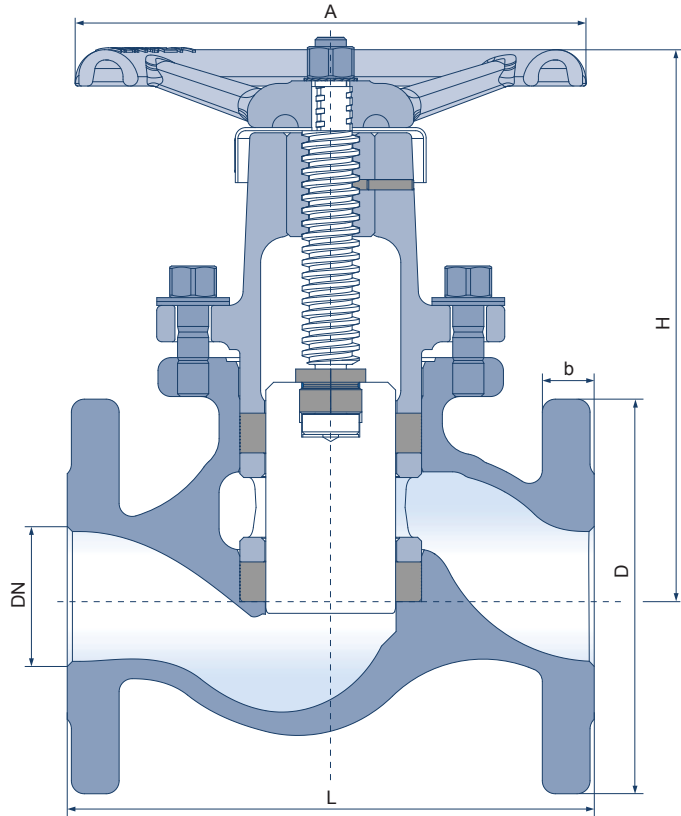
ANSI B 16.10 Class 150 and Class 300 respectively

ACCEPTANCE TESTING

- » Seat leak tightness: EN 12266-1 , leakage rate A
- » Tightness to atmosphere: EN 12266-1
- » Strength: EN 12266-1

TEMPERATURE

-10 °C to +400 °C (see P-T diagram)



KVN ANSI DESIGN
1/2"-2"

DN	Dimensions						Class VIII	Weight in kg
	L	H	A	D	b	Hub		

CLASS 150

Material: Cast steel A-216 WCB (Material code VIII)

1/2"	108	105	100	89	12	23	150	2.4
3/4"	117	122	120	99	13	28	150	3.4
1"	127	140	140	108	15.5	34	150	5
1 1/2"	165	184	180	127	18.5	45	150	10.2
2"	203	211	200	152	20	51	150	15.1

CLASS 300

Material: Cast steel A-216 WCB (Material code VIII)

1/2"	152	105	100	95	15,5	23	300	3.1
3/4"	178	122	120	118	17	28	300	5
1"	203	140	140	124	19	34	300	7.1
1 1/2"	229	184	180	156	22	45	300	13.4
2"	267	211	200	165	24.5	51	300	18.9





PISTON VALVES KVN

2 1/2"-8"



ANSI design, Class 150/300

GENERAL FEATURES

- » Piston valve with bore
- » Sealing via two elastic KX-GT valve rings
- » Excellent control characteristics
- » Fire Safe
- » Special regulating design available (KVRLN)

CONNECTIONS

Flange in accordance with ANSI B 16.5 – Class 150 RF and Class 300 RF respectively

DIMENSIONS

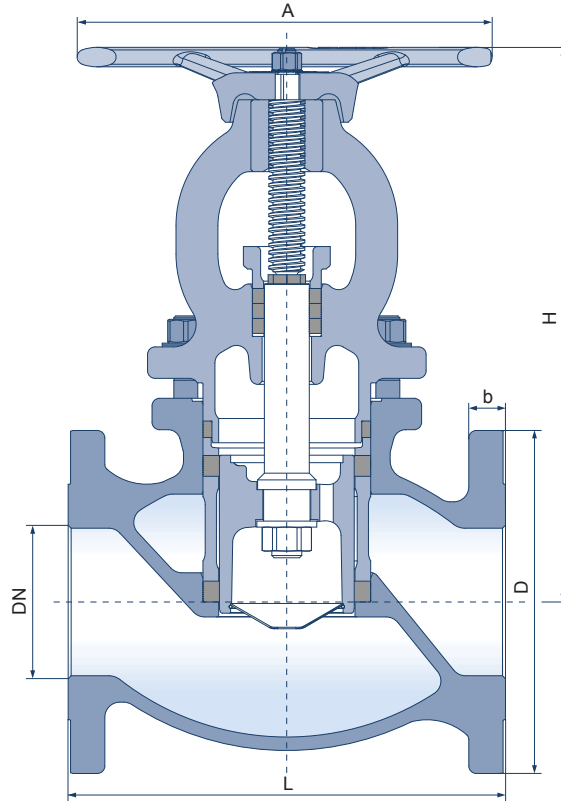
ANSI B 16.10 Class 150 and Class 300 respectively

ACCEPTANCE TESTING

- » Seat leak tightness: EN 12266-1 , leakage rate A
- » Tightness to atmosphere: EN 12266-1
- » Strength: EN 12266-1

TEMPERATURE

-10 °C to +400 °C (see P-T diagram)



KVN ANSI DESIGN

2 1/2"-8"

CLASS 150

Material: Cast steel A-216 WCB
(Material code VIII)

CLASS 300

Material: Cast steel A-216 WCB
(Material code VIII)

DN	Dimensions						Class	Weight
	L	H	A	D	b	Hub	VIII	in kg

2 1/2"	216	306	250	178	22	47	150	26
3"	241	324	250	191	24	57	150	33
4"	292	370	280	229	24.5	63	150	48.5
6"	406	467	400	280	26.5	93	150	103
8"	495	560	400	345	29	116	150	179.5

2 1/2"	292	306	250	191	26	47	300	28
3"	318	324	250	210	29.5	57	300	37
4"	356	370	280	254	32.5	63	300	55
6"	445	467	400	318	38	93	300	114
8"	559	560	400	381	41.5	116	300	193.5










Pressure and temperature diagrams




The pressure and temperature diagrams show the influence of the body and sealing materials on the area of utilization of the piston valve. Insert the operating levels into the diagram fields to identify whether the safety reserves meet your requirements.

DIN STANDARDS

Materials:

-  Grey cast iron EN-GJL-250 / 5.1301 (Material code III)*
-  Nodular cast iron JS 1025 / 5.3103 (Material code VI)
-  Cast steel 1.0619 (Material code VIII)*
-  Nodular cast iron JS 1049 / 5.3103 (Material code VI)
-  Stainless steel 1.4581 (Material code Xc)

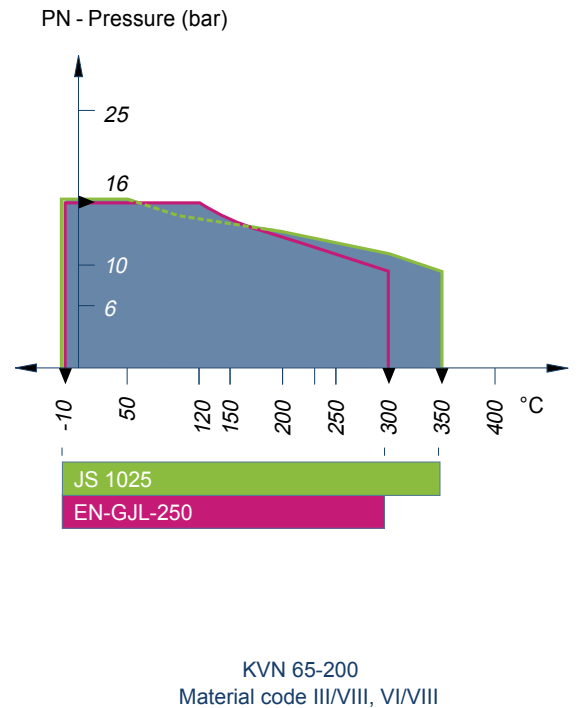
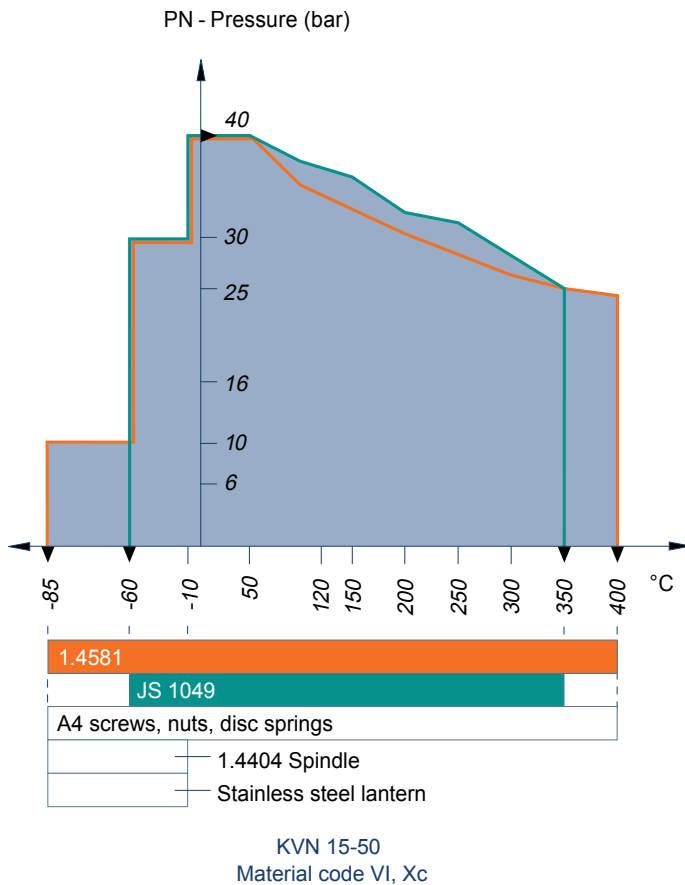
Pressure ratings:

-  PN 63
-  PN 40*
-  PN 16*

Pressure-Temperature diagrams

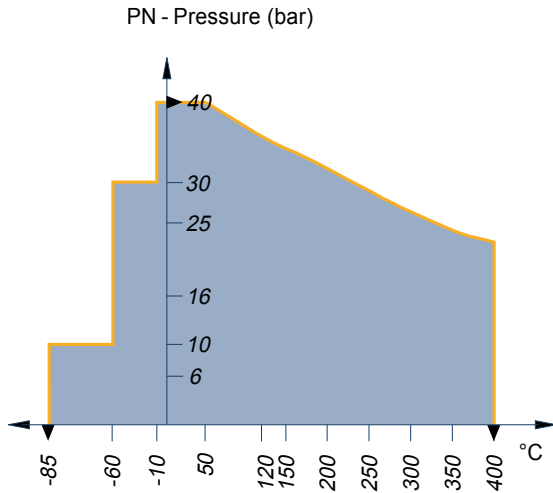
The Pressure-Temperature diagrams allow you to select the most economically feasible KLINGER KVN piston valve.

*Stock Items



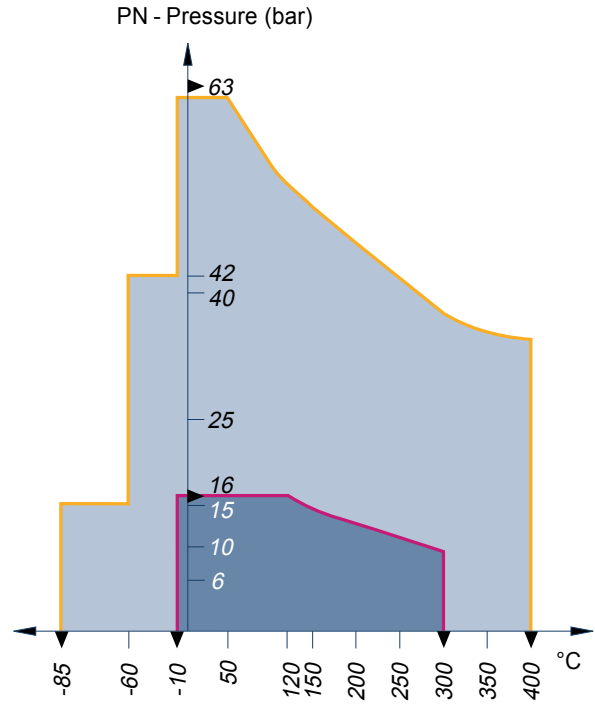


AREAS OF UTILIZATION



1.0619
A4 screws, nuts, disc springs
1.4404 Spindle
Stainless steel lantern

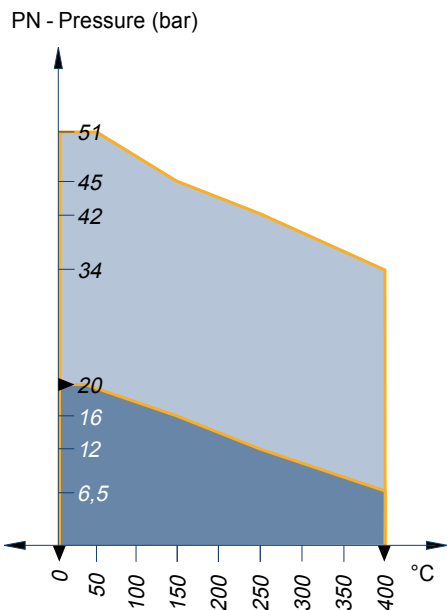
KVN 15-200
Material code VIII*
*Stock Items



1.0619
A4 screws, nuts, disc springs
1.4404 Spindle
Stainless steel lantern

KVMN 1/2"-2" (III, VIII)
KVSN 1/2"-2"/15-50 (VIII)
KVN 15-150 (III)*
*Stock Items

ASME STANDARDS



KVN 1/2"-8" (VIII)

Materials:

Cast steel A-216 WCB (Material code VIII)

Pressure ratings:

PN Class 300

PN Class 150





Optimization and precision

» KVN with mounted actuator

Available either with an electromechanical or a pneumatic actuator.

» Electromechanical actuator

Available for 400 Volt and 230 Volt respectively as well as with special voltage on demand.

» Pneumatic actuator

The pneumatic membrane actuator can be provided in a single as well as in a double-acting design and offers an OPEN/CLOSE function. The single-acting actuator is executed in a manner that allows the valve to be closed by means of spring tension and opened by means of set pressure.





ALPHA GROUP

Alpha Group Co., Ltd.

Head Office

139 Soi Nuanchan 34,
Nuanchan Road, Nuanchan,
Buengkum, Bangkok 10230

☎ : **0-2792-9333**

☎ : **0-2946-1755~6**

✉ : **sales@alphagroup.co.th**

Rayong Office

188/131 Sukhumvit Rd.,
Maptaphut District,
Amphur Muang,
Rayong 21150

☎ : **(038) 691-515**

☎ : **(038) 691-531~2**

✉ : **rayong@alphagroup.co.th**

Hat Yai Office

192/4 Moo 2, Phetkasem Rd.,
Khuan Lung District,
Amphur Hat Yai,
Songkhla 90110

☎ : **(074) 552-672**

☎ : **(074) 552-673**

✉ : **hatyai@alphagroup.co.th**

Nakhon Ratchasima Office

855/72 Suranarai Rd.,
Baankoh District,
Amphur Muang,
Nakhon Ratchasima 30000

☎ : **(044) 371-105~6**

☎ : **(044) 371-108**

✉ : **korat@alphagroup.co.th**

Lampang Office

☎ : **082-993-0440**

✉ : **lampang@alphagroup.co.th**