

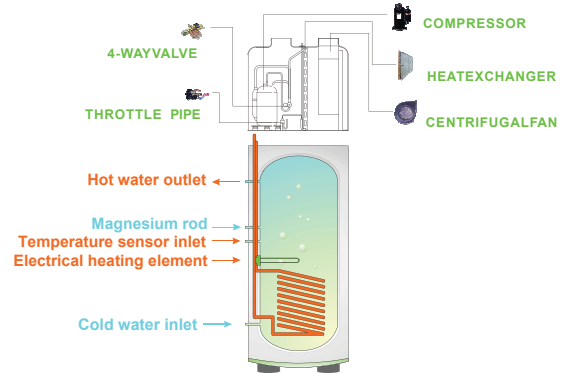
Air Sourced Heat Pump Water Heater

Monobloc Type



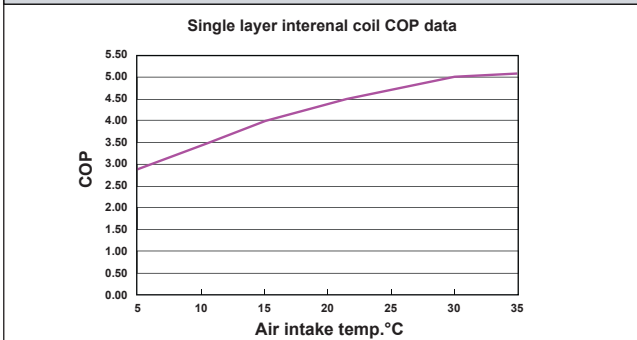
This series of heat pump is popular with both hot water and ventilation function. With low noise design and space saving

System




Domestic all in one cylinder series

Heating COP Curve



Installation Master Plan



Model		YASL1-28HL		YASL1-38HL	
Water Tank Volume	Litre	200L	260L	300L	400L
Heating Capacity	W	2800		3800	
Power Supply	V/PH/HZ	220V/1/50HZ		220V/1/50HZ	
Input Power	W	825		1085	
Running Current	A	4		4.9	
Hot Water Generated	L/h	95		140	
Thermostat Factory Setting	°C	55			
Maximum outlet water temp.	°C	55			
Water Connection	inch	3/4"			
Back up electric heater	KW	1.5			
Refrigerant type / Compressor		R407c / Hitachi - Rotary type			
Outer shell material		Galvanized steel with painting			
Water tank material		Stainless Steel			
Condenser		Copper tube / Inner water tank			
Controller		LCD controller			
Noise	dB (A)	47	47	48	48
Dimension (ø*H)	mm	ø640*1430	ø640*1630	ø640*1800	ø640*2170
Packing Size (ø*H)	mm	ø690*1500	ø690*1700	ø690*1870	ø690*2240
Net / Gross Weight	kg	75 / 90	81 / 96	102 / 120	119 / 136

Note : Test conditions: Ambient temp. (DB/WB) 7°C/6°C, Water temp. (inlet/outlet) 30°C/35°C