

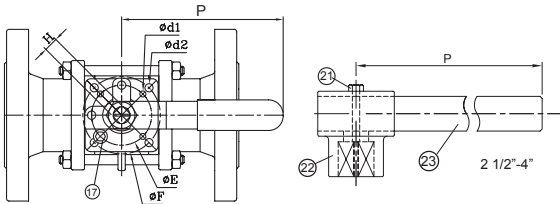
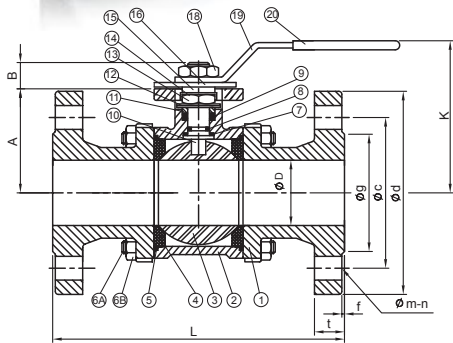
3-PIECE BALL VALVE

Type 302F



ANSI150/PN16/JIS10K

SIZE: 1/2"-4"



Specification

- Body & end caps quality investment casting
- with ISO 5211 direct mounting pad
- 100% air tested under water at 80-100 PSI
- Available in stainless steel or carbon steel
- Temperature range : -20°F to 450°F
- Working pressure:150#/PN16/J10K
- End cap type: flange end ANSI150#/ DIN PN16/ JIS 10K
- Adjustable stem packing
- with locking function
- Blow-out proof stem design

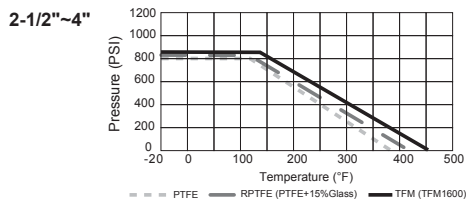
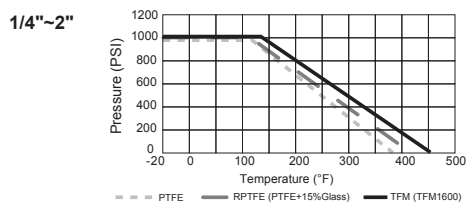
Break-Torque Valve for (Nm/at 0 psi)

Size	1/4"	3/8"	1/2"	3/4"	1"	1 1/4"	1 1/2"	2"	2 1/2"	3"	4"
GREASE	3.5	3.5	5	5.5	7	11	17	23	35	46	72
NON-GREASE	5	5	6	7	9.5	16	27	30	68	85	105

Standard Material Specifications

No.	Part Name	Materials	No.	Part Name	Materials
1	Flange End	CF8M	12	Disk Washer	SS 301
2	Body	CF8M	13	Stem Nut	SS 304
3	Ball	SS 316	14	Nut Stop	SS 304
4	Ball Seats	TFM1600	15	Space Washer	SS 304
5	Gasket	TFM1600	16	Plater	SS 304
6A	Bolts	SS 304	17	Stop Pin	SS 304
6B	Nuts	SS 304	18	Handle Nut	SS 304
7	Thrust Washer	TFM1600	19	Handle	SS 304
8	O-Ring	VITON	20	Handle Cover	PLASTISOL
9	Stem Packing	TFM1600	21	Set Bolt	SS 304
10	Stem	SS 316	22	Lever Head	CF8
11	Gland	SS 304	23	Lever	STEEL PIPE

PRESSURE TEMPERATURE RATINGS



Dimensions (mm)

Size	A	B	D	d1	d2	K	F	G	H	P	L
1/2"	37	11	15	6.0	6.0	96	36	42	9	127	130
3/4"	40	11	20	6.0	6.0	99	36	42	9	127	150
1"	48	14	25	6.0	7.0	92	42	50	11	160	160
1-1/4"	53	14	32	6.0	7.0	97	42	50	11	160	180
1-1/2"	63	18	38	7.0	9.0	112	50	-	14	205	200
2"	72	18	50	7.0	9.0	120	50	-	14	205	230
2-1/2"	92	22	65	9.0	11.3	140	70	102	17	300	290
3"	102	22	78	9.0	11.3	150	70	102	17	300	310
4"	132	26	100	11.3	13.5	190	102	125	22	350	350

Dimensions (mm) CLASS150

Dimensions (mm) PN16

Dimensions (mm) JIS 10K

Size	g	c	d	f	t	m	n	Size	g	c	d	f	t	m	n	Size	g	c	d	f	t	m	n
1/2"	35	60.5	89	1.6	11.2	16	4	1/2"	45	65	95	2.0	14	14	4	1/2"	51	70	95	1.0	12	15	4
3/4"	43	70	98	1.6	11.2	16	4	3/4"	58	75	105	2.0	16	14	4	3/4"	56	75	100	1.0	14	15	4
1"	51	79.5	108	1.6	11.2	16	4	1"	68	85	115	2.0	16	14	4	1"	67	90	125	1.0	14	19	4
1-1/4"	64	89	117	1.6	12.7	16	4	1-1/4"	78	100	140	2.0	16	18	4	1-1/4"	76	100	135	2.0	16	19	4
1-1/2"	73	98.5	127	1.6	14.3	16	4	1-1/2"	88	110	150	3.0	16	18	4	1-1/2"	81	105	140	2.0	16	19	4
2"	92	120.5	152	1.6	15.9	19	4	2"	102	125	165	3.0	18	18	4	2"	96	120	155	2.0	16	19	4
2-1/2"	105	139.5	178	1.6	17.8	19	4	2-1/2"	122	145	185	3.0	18	18	4	2-1/2"	116	140	175	2.0	18	19	4
3"	127	152.5	190	1.6	19.2	19	4	3"	138	160	200	3.0	20	18	8	3"	126	150	185	2.0	18	19	8
4"	157	190.5	229	1.6	24	19	8	4"	158	180	220	3.0	20	18	8	4"	151	175	210	2.0	18	19	8

