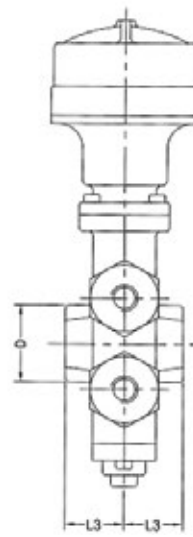
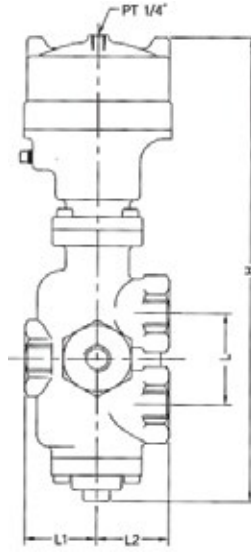


4-WAY PISTON VALVE

Type V4020-S / V4020-D



BODY
Cast Bronze (BC2)
Cast Stainless Steel (SCS13)

STEM
Stainless Steel (SUS304)

CYLINDER & CYLINDER COVER
Ductile Cast Iron (FCD450)

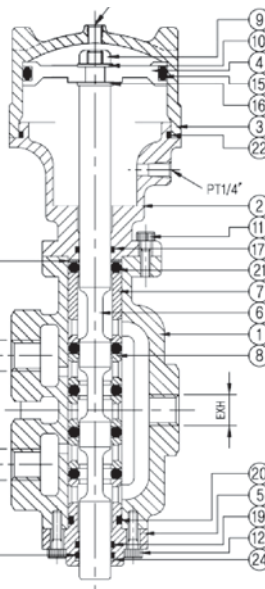
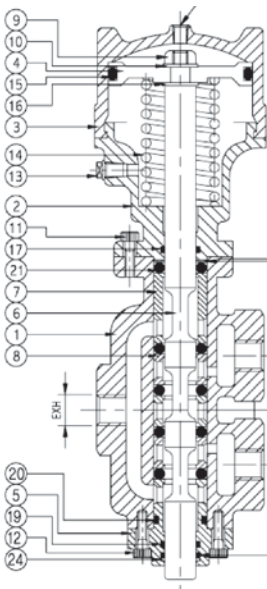
This is an On/Off valve that controls the flow & direction of liquid by Cylinder's inner air pressure based up/downward piston movement.

FLUID	INDUSTRIAL WATER	
Pressure	Max. 30 kg/cm ²	427psi
Temperature	Max. 70°C	158°F
Air Supply	2.5 ~ 3.5 kg/cm ²	36 - 50 psi

MODEL	VALVE SIZE	WEIGHT							END
		L	L1	L2	L3	D	H	kg	CONNEX.
V4020-S&D	1/2"	56	43	43	35	46	285	5	PT/NPT/BSPT
	3/4"	56	43	43	35	46	285	5	

V4020-S

V4020-D



VP3W-FR / VP3W-SR

NO.	PART NAME	NO.	PART NAME
1	Body	13	Plug
2	Cylinder Cover	14	Spring
3	Cylinder	15	O-Ring
4	Piston	16	Gasket
5	Head Cover	17	O-Ring
6	Piston Rod	18	O-Ring
7	Long Lantern Ring	19	O-Ring
8	Lantern Ring	20	O-Ring
9	Piston Rod Nut	21	O-Ring
10	Spring Washer	22	O-Ring
11	Screw Bolt	23	Ring Washer
12	Screw Bolt	24	Back-up Ring